


SOFT SKILLS

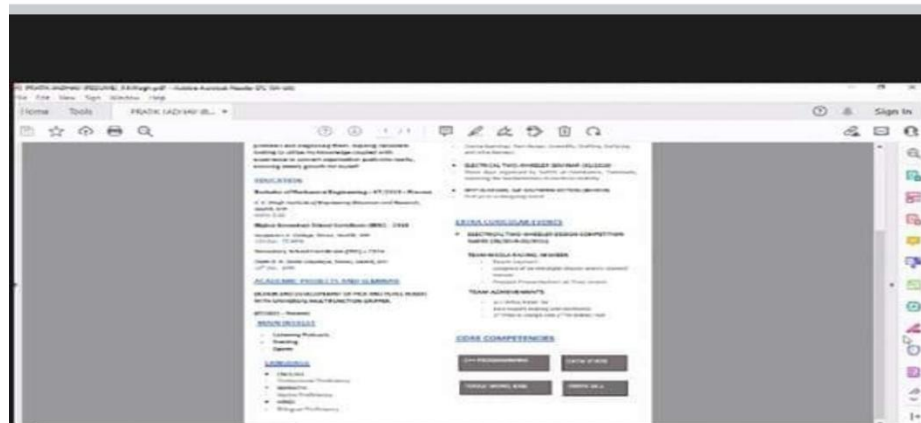
1. DATE : 29-01-2022 Mastering Soft Skills: From Classroom to Career

The image shows a Zoom Webinar interface. At the top, it says "Zoom Webinar" and "Recording...". The main area is a grid of 11 participant video thumbnails. The participants are: Malavika Sharma, LTJSS Nagpur, Geetha G., Dolly Boban, Nimi K V (highlighted with a yellow border), Rashmi R., 0464 Shivam Dubey, Abhishek Yadav, C-44 karan Vishwakarma, and Kalpita Belekar. On the right side, there is a "Participants (113)" panel with "Panelists (6)" and "Attendees (107)". Below that is a "Chat" panel with a message from "CEA27_MAHODAY DEVAN..." to "Everyone" that says "Thank you Ma'am for counselling us regarding the influence of soft skills and their importance". At the bottom, there is a control bar with buttons for Mute, Stop Video, Participants (113), Q&A (2), Polls, Chat, Share Screen, Raise Hand, More, and End. The Windows taskbar is visible at the very bottom, showing the time as 14:48 and temperature as 31°C.

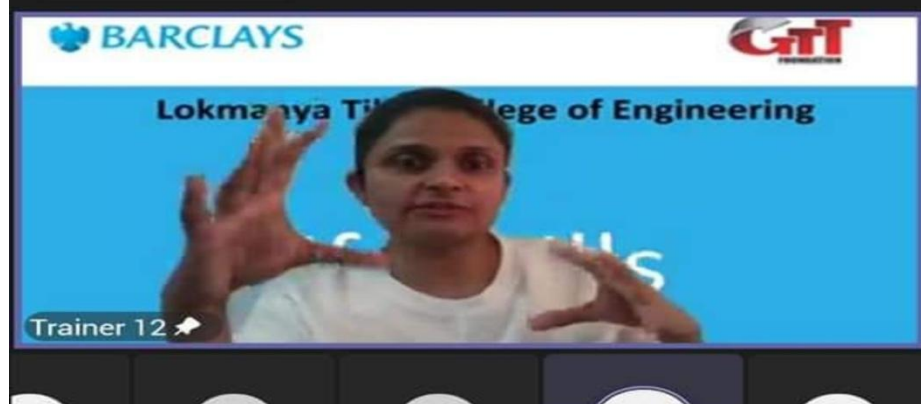
2. DATE : 06-12-2021 SOFT SKILLS AND COMMUNICATION SKILLS (5 DAYS WORKSHOP)



Like Comment Share



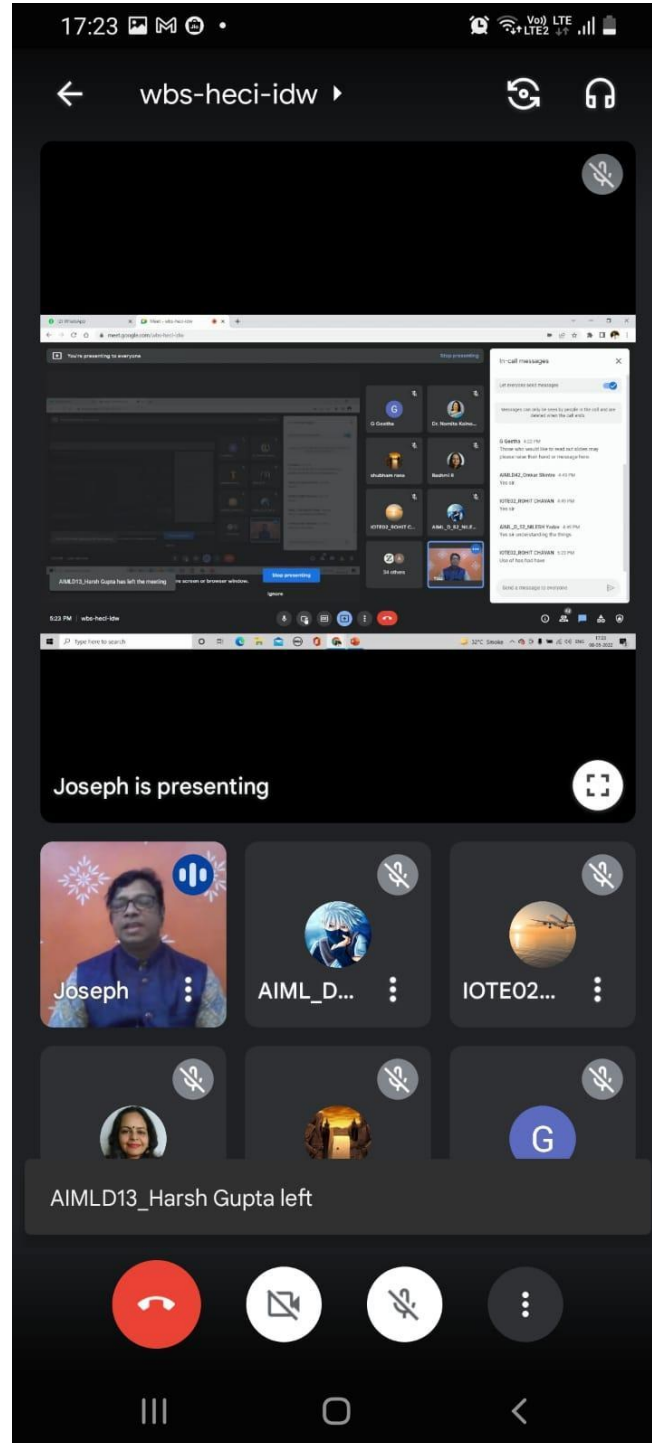
Trainer 12



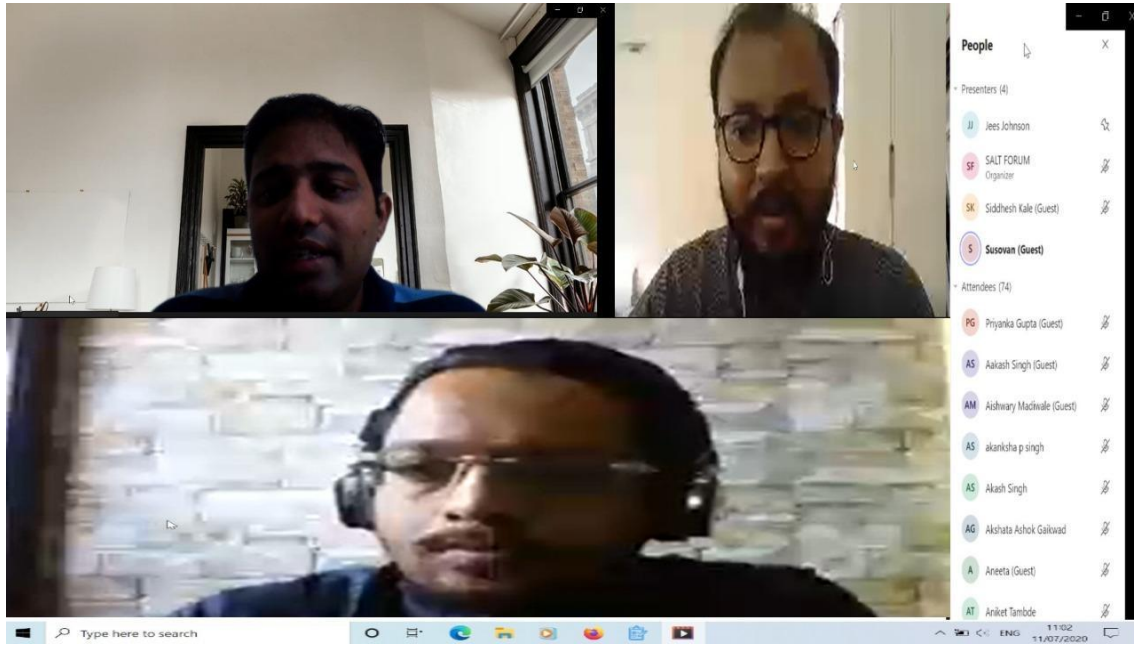
Navigation icons: three vertical bars, a square, and a left arrow.

Language and Communication Skills

1. DATE : 07-05-2022 Two Days Foundation Course in English Language “Bridging the Gap”



2. DATE : 29-06-2020 : HOW TO PREPARE FOR SUCCESSFUL INTERVIEW



2. DATE : 31-03-2021

Webinar on Brahmaildy

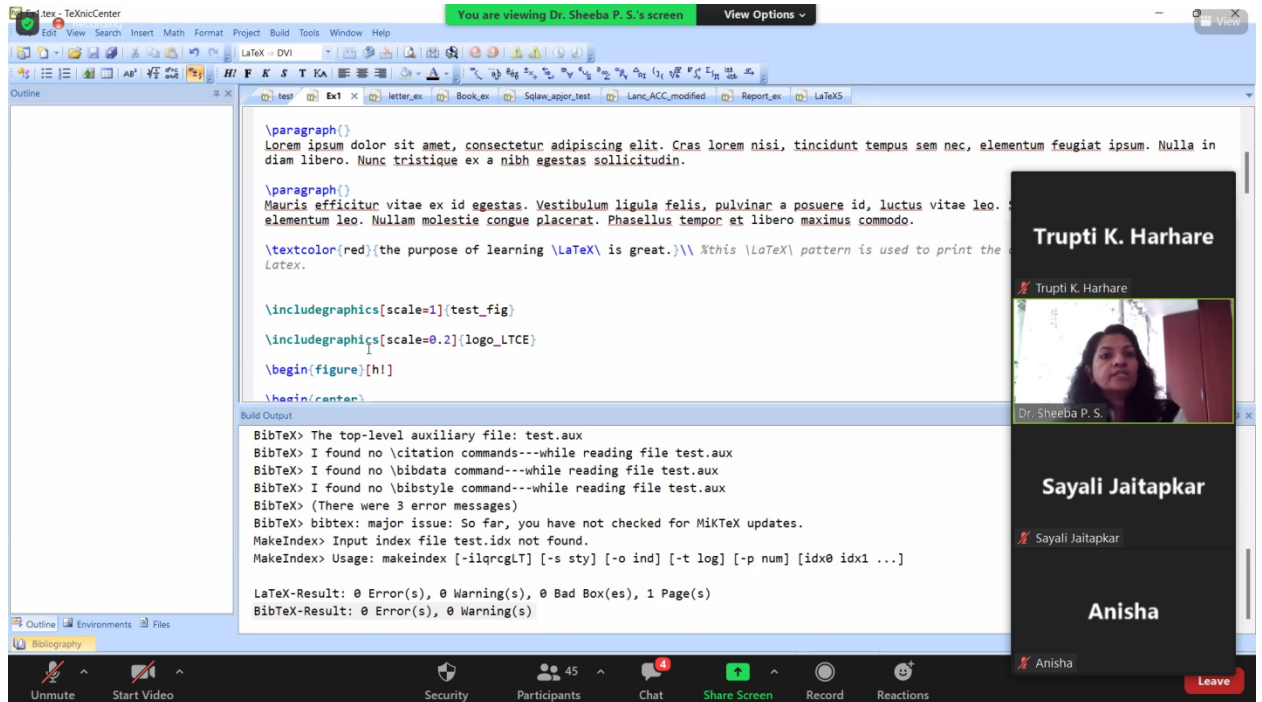
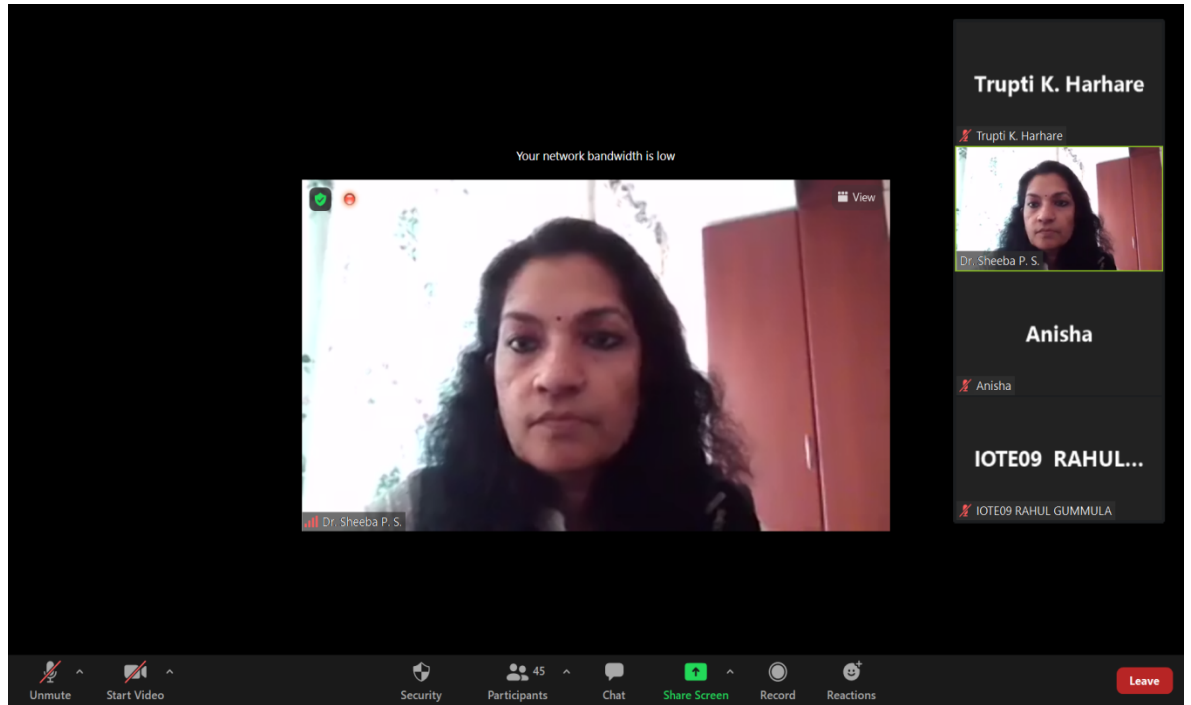
This screenshot shows a Zoom meeting in progress. The main video feed displays a man with glasses and a light blue shirt, identified as Chandrakant Karode, speaking. The meeting controls at the bottom include Unmute, Start Video, Participants (23), Chat, Share Screen, Record, Reactions, and Leave. The top of the window shows the names of other participants: Vaishali Ramtek..., Shobha Lolge, and Rajendra Gawali. On the right side, a 'Participants (23)' list is visible, containing the following names: Trupti Harhare (Me), Chandrakant Karode (Host), Vivek Singh, Aanchal Maurya, Clement Zinyu, Dr. Sheeba P.S., Dr. Shilpa Wakode, Dr. Shilpa Joshi, Ishwar_Jadhav_LTCOE_15, Kp, Nitu yadav, and Pooja Shetty. The system tray at the bottom shows the time as 5:49 PM on 3/31/2021.

This screenshot shows a Zoom meeting in progress. The main video feed displays the same man from the previous screenshot, now with his hands raised in a gesture. The meeting controls at the bottom are identical to the first screenshot. The top of the window shows the names of other participants: Somesh Devkar, Shrutika, and Rushikesh. On the right side, a 'Participants (23)' list is visible, containing the following names: Pooja Shetty, Rajendra Gawali, Rushikesh, Savitha Devaraj, Sharad, Shobha Lolge, Shriya H., Shrutika, Somesh Devkar, Srushti Kulkarni, and SW5TaG90X0JUXy9BbmRyb2lk... A notification for 'Nps 8th C Formal' is visible in the bottom right corner. The system tray at the bottom shows the time as 5:34 PM on 3/31/2021.

ICT / COMPUTING SKILLS

1. DATE : 15-10-2022

Value Added Session on “Software for Typesetting Technical Documents: LaTeX”



2. **DATE : 22-03-2022 Energy Saving and Career Prospects**

The screenshot shows a Microsoft Teams meeting window. The main content is a presentation slide with the following text:

- PCRA** (Petroleum Conservation Research Association) logo at the top left.
- Lokmanya Tilak Jankalyan Shikshan Sanstha's **Lokmanya Tilak College of Engineering**, Sector-4, Vikas Nagar, Koparkhairane, Navi Mumbai. (Approved by AICTE, Affiliated to University of Mumbai, & Accredited by NAAC)
- Institutional Training Program on Energy Conservation**
- 14th December 2021**
- PCRA - An Integrated Energy Solution Provider

On the right side, there is a 'People' list with 40 participants, including Dr. Rajeshree Shinde (Guest), Aryan (Guest), Dr. Jayesh Dange (Guest), and others. The bottom of the screen shows the Teams meeting controls and a Windows taskbar with the time 3:07 PM on 12/14/2021.

The screenshot shows a Microsoft Teams meeting window displaying a flowchart titled "Sources of Energy". The flowchart is structured as follows:

- Sources of Energy** (Root)
- Primary Sources** (Left branch)
 - Renewable** (Left sub-branch)
 - Wood
 - Tidal
 - Solar
 - Wind
 - Non Renewable** (Right sub-branch)
 - Coal
 - Petroleum
 - Natural gas
 - Nuclear fuels
- Secondary sources** (Right branch)
 - Petrol/ Diesel
 - LPG
 - Electricity
 - Steam

The bottom of the screen shows the Teams meeting controls and a Windows taskbar with the time 3:13 PM on 12/14/2021.